






# JIANGSU SHIXIN LANDSCAPE LIGHTING CO.,LTD

## QUOTATION OF WIND GENERATOR




offer:Dongzhou Zhao Tel/Whatsapp/WeChat:+8618652772323

### Horizontal wind turbine series

PICTURES	IETEM	POWER	VOLT (V)	MOQ	PRICE(USD)	REMARKS
	S2	100W	12/24v	≥10	58	
		200W	12/24v	≥10	61	
		300W	12/24v	≥10	64	
		400W	12/24v	≥10	70	
	S5	100W	12/24v	≥10	76	
		200W	12/24v	≥10	79	
		300W	12/24v	≥10	83	
		400W	12/24v	≥10	98	
	M	300W	12/24v	≥10	115	
		400W	12/24v	≥10	120	
		500W	12/24v	≥10	128	
	M2	400w	12/24v	≥10	145	
		500w	12/24v	≥10	155	
		600W	24v	≥10	165	
	M3	400w	12/24v	≥10	125	
		500w	24/48v	≥10	135	
	M4	600W	24/48v	≥10	148	
		700W	24/48v	≥10	160	

	M5	800w	24/48v	≥1	240	
		1kw	24/48v	≥1	260	
	L	1kw	48/96v	≥1	510	
		1.5kw	48/96v	≥1	550	
		2kw	48/96v	≥1	700	
	G	3kw	96/120v	≥1	1500	
		5kw	120/220v	≥1	3300	
		10kw	220/380v	≥1	5000	

### Vertical wind turbine series

PICTURES	IETEM	POWER	VOLT (v)	MOQ	PRICE(USD)	REMARKS
	HDL	100W	12/24v	≥10	90	
		200W	12/24v	≥10	95	
		300W	12/24v	≥10	100	
	LX	100W	12/24v	≥10	150	
		200W	12/24v	≥10	180	
	DLX	300W	12/24v	≥10	220	
		400W	12/24v	> 50	240	

	Q1	100w	12/24v	> 50	130	
		200w	12/24v	> 50	150	
	Q4	300w	12/24v	> 50	200	
		400w	12/24v	> 50	2200	
	H	100w	12/24v	> 50	130	
		200w	12/24v	> 50	140	
		300w	12/24v	> 50	150	
		400w	12/24v	≥1	160	
		500w	12/24v	≥1	180	
		1kw	24/48v	≥1	1100	

PROJECTS SHOW:

